

The Teacher's Guide to the world of

TODD PARR

Five of Todd Parr's classic titles are now available in educator and kid friendly paperback editions!

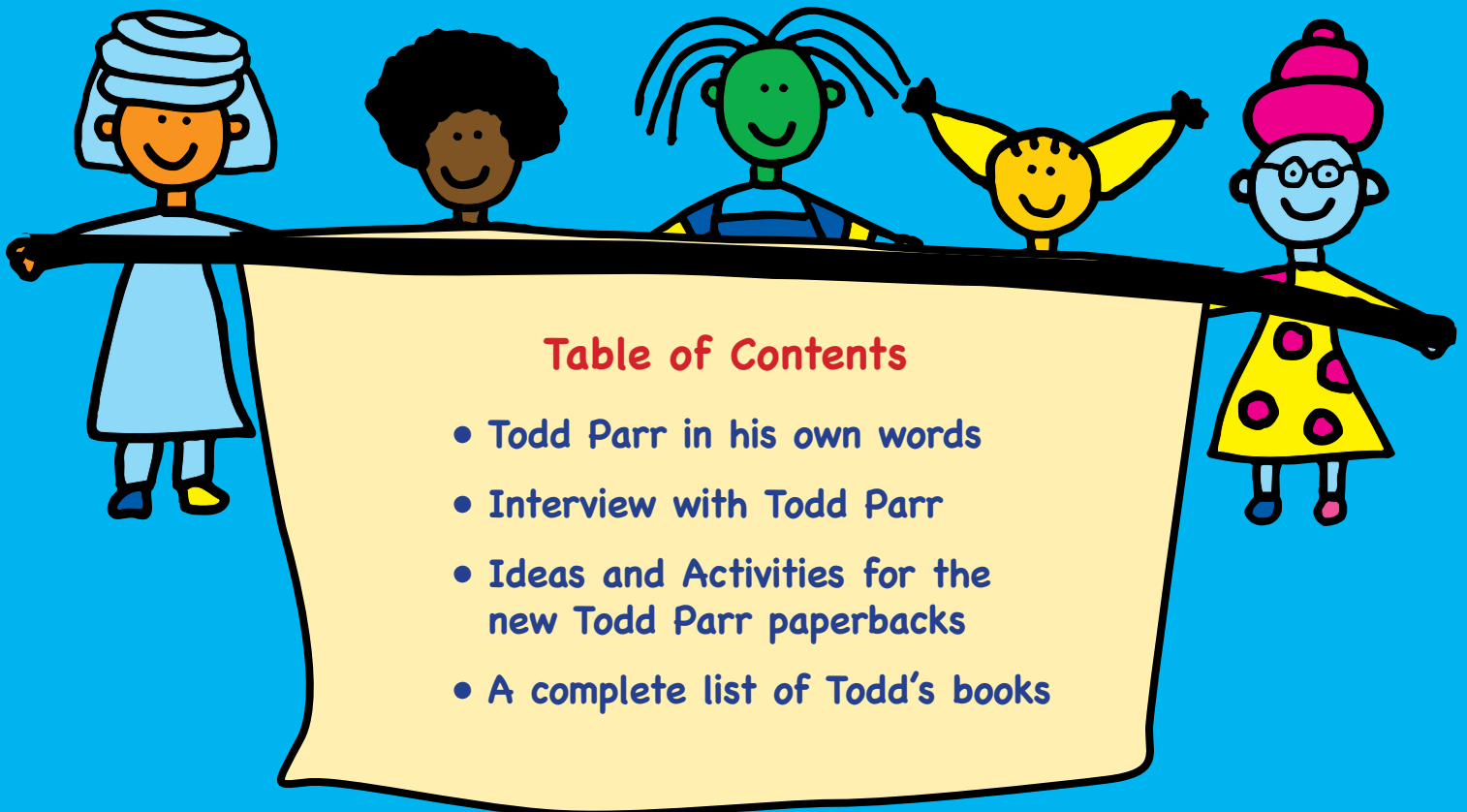





Table of Contents

- Todd Parr in his own words
- Interview with Todd Parr
- Ideas and Activities for the new Todd Parr paperbacks
- A complete list of Todd's books

Why we LOVE Todd Parr:

- 1) Todd understands all of our feelings
- 2) Todd's pictures are just like ours: they're the same, but different.
- 3) Todd knows we like peace.
- 4) We love to read Todd's books together.
- 5) Todd Parr makes us feel good!

Thank You, Todd Parr!

For more information about Todd Parr and his books, visit Little, Brown Books for Young Readers at www.lb-kids.com and www.toddparr.com



An Interview with Todd Parr

Little, Brown: How do you make kids feel good about themselves?

Todd: I start by sharing *It's Okay to be Different* because it best describes what I do, which is empower kids to feel good about themselves. I remind them that everyone is different and encourage them to be kind to one another.

Little, Brown: How did you develop your distinctive style?

Todd: Early on, I didn't have the confidence to believe I was an artist, so I didn't pursue it. In later years, I decided that it was something I really wanted to do. I finally said to myself, "I don't care what anyone else thinks." In the beginning, people didn't get my art. "Where are the pastels? What are these funky lines?" People were skeptical of my approach to art, but the messages of positivity seemed so natural to me. It was good that I was so naïve. It's taken a number of years to get to the point where people really get what I do and to earn my place on the bookshelf.

Little, Brown: Can you tell us about your Peace Project?

Todd: The Peace Project began when a passionate teacher and principal invited their students to take pictures of how they see peace. Their program has continued and this year *The Peace Book* is their theme. Now they are coming to New York to hit the streets and give away *The Peace Book* and peace bags filled with donations from a wide variety of organizations. Even Yoko Ono is going to participate. It's amazing.

Little, Brown: What are some ways you would suggest teachers and librarians use your books?

Todd: My books can be used to inspire kids to create their own versions of my themes. For example, teachers can use *The Feel Good Book* to show students how people feel differently about the same things. The class could create a list of things that make them feel good. And story time is not quiet time with my books. I interact with the kids, and draw them into what the characters are doing by asking questions. I like to keep them engaged.

Little, Brown: You frequently talk about your grandmother reading to you at night. What books do you recall?

Todd: *Go, Dog. Go!*, *Are You my Mother?*, *Green Eggs and Ham*. She'd read them over and over and over. There was another book I loved because it featured a troll who lived under a bridge. I was fascinated that a whole world existed under a bridge!


Little, Brown: How do your books help build a sense of empathy?

Todd: They help kids recognize the differences in everyone. I simplify and celebrate those things that make everyone unique and different. I remind kids that it's okay to have wheels or glasses or to be challenged. We all struggle with different things.

Little, Brown: What do you want kids to take away from your books?

Todd: Be imaginative! Be kind! Feel good about yourself!





About Todd Parr

I spent my childhood in a small town in Wyoming. It was a great place to grow up, but I always felt like a bigger world was out there waiting for me. In high school, art was a passion of mine, but I failed art class. Because of that failure, I lacked the self-confidence to pursue it further.

I worked at many things before finally coming back to my original dream of painting. While I still faced rejection, I continued on with my work because I knew being an artist was what I wanted to do with my life.

After struggling to find support from galleries, I was able to show my work in one of Wolfgang Puck's restaurants, Postrio, in San Francisco, where I have lived for the past 13 years. With a little luck and persistence, that exhibit led to many other things, like creating merchandise for Macy's, and then my own line of clothing for kids.

I first started publishing children's books in 1998. I was able to take the messages that are part of my art and put them into simple stories about acceptance, differences, and empowerment. My hope has always been to help kids feel good about themselves in a simple, fun and silly way. Here are some of the cool things that have happened to me and my books: My work was displayed in the windows at FAO Schwarz in New York City and San Francisco.

My books have won several awards and have been featured on the *Rosie O'Donnell Show*. I have partnered with Target, Reach Out and Read, *People Magazine*, and several other organizations to promote reading and literacy. Most recently, my *The I LOVE YOU Book* hit the *New York Times* Bestseller list.

In November 2005, my children's preschool show, ToddWorld, premiered on TLC and Discovery Kids. The show has since been nominated for four Emmy Awards and won several other honors including an iParenting Media Award and a Humanitas Award. ToddWorld is now airing in almost every country around the world.

With the support of my family, especially my dad and grandma, I have been very successful but I do have another passion: I'd like to own my own restaurant!

As grandma used to say, "You're a little lost now but I know you'll find your way."

I like the fog.

I like sea lions.

I like to paint.

My favorite color is blue.

My favorite food is macaroni and cheese.



Books by Todd Parr

It's Okay to Be Different

PB: 978-0-316-04347-2, \$6.99
HC: 978-0-316-66603-9, \$15.99
POB: 978-0-316-15562-5, \$9.99

The Best Friends Book

BB: 978-0-316-01243-0, \$6.99

The Daddy Book

HC: 978-0-316-60799-5, \$15.99

Do's and Don'ts

BB: 978-0-316-90808-5, \$6.99

The Family Book

HC: 978-0-316-73896-5, \$15.99

The Feel Good Book

PB: 978-0-316-04345-8, \$6.99
HC: 978-0-316-07206-9, \$15.99
POB: 978-0-316-15565-6, \$9.99

The Feelings Book

BB: 978-0-316-01249-2, \$6.99
PB: 978-0-316-04346-5, \$6.99

The Grandma Book

POB: 978-0-316-05802-5, \$9.99

The Grandpa Book

POB: 978-0-316-05801-8, \$9.99

The I LOVE YOU Book

POB: 978-0-316-01985-9, \$9.99

The Mommy Book

HC: 978-0-316-60827-5, \$15.99

The Okay Book

BB: 978-0-316-90809-2, \$6.99

The Peace Book

PB: 978-0-316-04349-6, \$6.99
HC: 978-0-316-83531-2, \$15.99
POB: 978-0-316-05962-6, \$9.99

Otto Goes to Bed

POB: 978-0-316-73873-6, \$9.95

Otto Goes to School

POB: 978-0-316-83533-6, \$9.99

Otto Has a Birthday Party

POB: 978-0-316-73907-8, \$9.95

Reading Makes You Feel Good

PB: 978-0-316-04348-9, \$6.99
HC: 978-0-316-16004-9, \$15.99

This Is My Hair

BB: 978-0-316-90811-5, \$6.99

Underwear Do's and Don'ts

BB: 978-0-316-90806-1, \$6.99

We Belong Together: A Book about Adoption and Families

HC: 978-0-316-01668-1, \$15.99



The Peace Book

Peace Poem

Using the five senses, children can create a more concrete picture of what "peace" is. Have each child fill out the template below with several options for each.

After choosing a favorite word or phrase for each, rewrite and illustrate on a clean sheet of paper with the title "Peace Poem." Mount and display, or compile into your own Peace Poetry Collection.

Peace looks like _____

Peace sounds like _____

Peace tastes like _____

Peace smells like _____

Peace feels like _____

Start Your Own Peace Project

Invite older students at your school to read *The Peace Book* to first and second graders; partner older and younger students as buddies. Have each team talk about what peace would look like in their school or community. Then ask them to produce a poster or image of their ideas, with older students taking direction from the younger children. As a closing project, each classroom can publish their own Peace Book. You may wish to display your books at a local community center. For more information on The Peace Project, visit www.toddpar.com.



The Feelings Book

The Feelings Show


Have students stand up. Read *The Feelings Book* aloud, then ask the class to pantomime the feelings on each page as you read the book aloud. Make sure to read slowly—some students may need a little extra time for their pantomime. After a few repetitions, consider staging your class's Feelings Show at a group meeting or school assembly, giving younger students a chance to shine.

Feeling Empathy

Learning that each person has feelings of their own is one of life's biggest lessons. Now that students have demonstrated what they think different feelings look like, they are ready to learn what feelings look like on *other* faces. While reading the book aloud, cover the "feelings" words on the page and exaggerate your facial expressions to reflect the feeling depicted on the page and ask students to identify it.

Un-Birthday Party!

"Sometimes I feel like celebrating my birthday, even though it's not today," writes Todd Parr. Ask students to bring in the materials for a group Un-birthday Party. After the party, talk with them about what they liked and didn't like when the party is for everyone. Birthdays provide a way to make sure that each person has a special day, but people don't have to wait for their birthday to feel special.



READING Makes You Feel Good

Reading Campaign

Develop a school-wide "Reading Is..." campaign. First ask students to brainstorm ideas of how they like to read (in a treehouse, with a parent, etc) and how reading makes them feel. Chart the suggestions and select words or phrases to be illustrated by groups of children as posters or murals. Mount the artwork around the school.

Reading Walk

Words are everywhere! A reading walk can be as simple or as involved as you choose. In a reading walk around the room, children can partner up, point out, and read words to each other, or an individual student can read and write down the words he or she sees on a clipboard. In an ABC reading walk around the neighborhood or school, children can try to find a word that begins with each letter of the alphabet. Children can also "compete" to find the most words that begin with a particular letter in a set amount of time.

Reading Challenge

Challenge students to read and write every day. Create a reading log for each child that he or she can take home to share with their families. Send home a list of reading activities families can do together, such as reading the newspaper, reading Todd Parr's web site (www.toddparr.com), and reading food labels. Ask students to read and record a new word in their reading log for each day of the month.






It's Okay to Be Different

"It's Okay to be ME!" Self Portrait

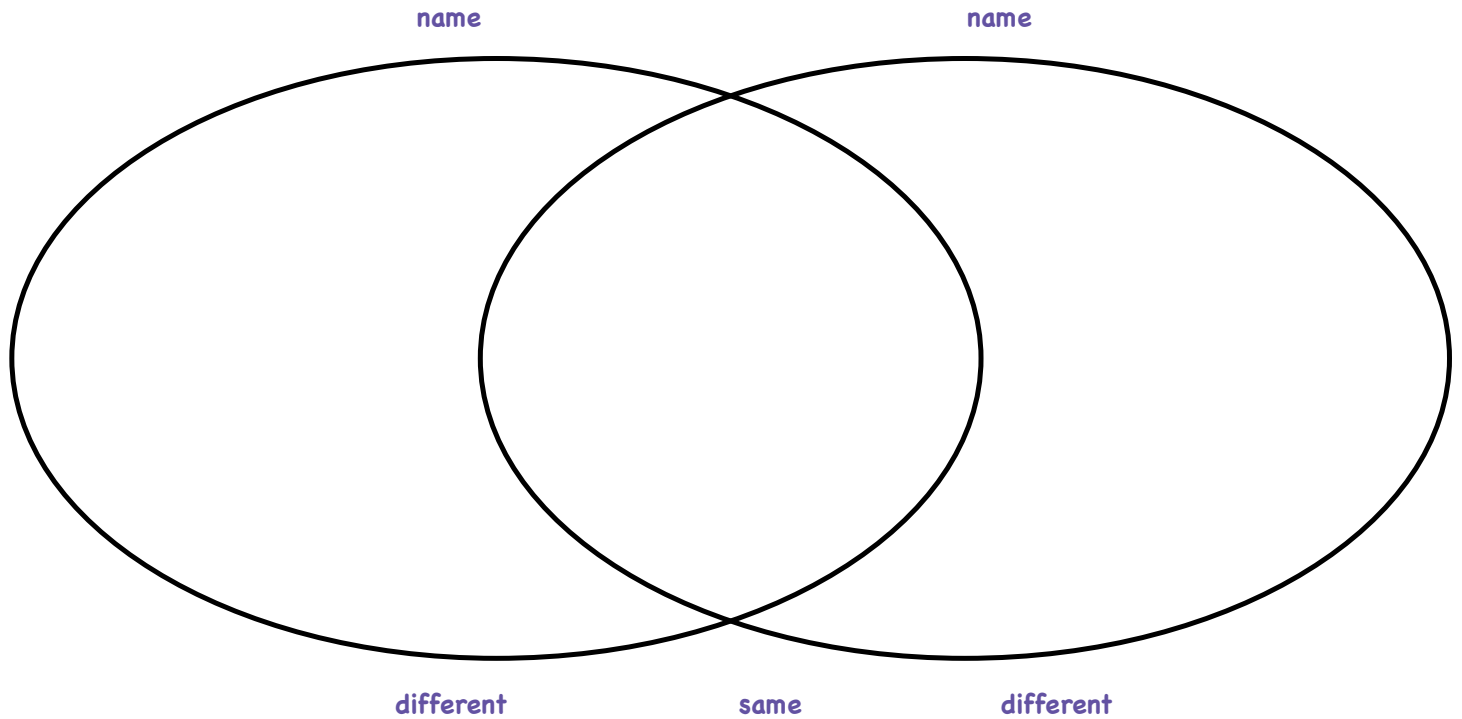
Encourage students to identify his or her own unique physical characteristics. Using the template provided, children can add color to the face, a nose, mouth, hair, and accessories to create a self-portrait.



It's Okay to Be ME!

It's Okay to Compare and Contrast

Divide students into pairs and give each a blank Venn Diagram like the one below. Have each pair talk about how they are different from their partner and draw facial features on the Diagram. Note in a class discussion what we have in common and what makes each of us special.



It's Okay to Like Different Things

Have a class discussion about favorite activities. On a blank piece of paper have each student complete the sentence "It's Okay to _____" with their favorite activity. Have students illustrate their ideas, then post the papers in the classroom and encourage students to try some of the activities their classmates wrote about.



The FEEL GOOD Book

"Feel Good" Collage

What types of things make you feel good? Things we do, see, touch, hear, feel, and taste can make us feel good inside. Have children cut words and pictures from magazines and newspapers that represent things that make them feel good. Paste the words and pictures on to a large piece of paper or poster board titled "The FEEL GOOD Collage." The collage can be for a group or for an individual. Display and discuss what each word or picture represents.

"Feel Good" Interview

What makes the people around you feel good? Make a list of people that the children can interview, such as friends, teachers, or family members. Have each child choose someone to interview. Some suggested questions could include:

What type of music makes you feel good?

What do you do that makes you feel good?

Who makes you feel good?

What do you do to make other people feel good?

After asking the questions, children can draw a picture of that person doing something they described. They can also write a sentence or paragraph about the person that they interviewed.

You may wish to bind the pages into your own classroom FEEL GOOD Book.

Celebrating Feeling Good and Expressing Gratitude

Ask students: "Has anyone's actions made you feel good?" Use the answers as an entry to saying "Thank You." Give each child a blank piece of construction paper and have them fold it, so that the paper becomes a card. On the front have each student write, "You made me feel good!" and illustrate their feeling. On the interior, have students complete the sentence "When you _____, you made me feel good!" on one half. On the other half, have students write "Thank You!" and sign their names. Have each child give his or her card to the person who made them feel good, making that person feel good in return!

