



Harry Potter

Event Kit

Reading
Is Magic!

 SCHOLASTIC

The title "Harry Potter" is written in a large, stylized, orange-red font. The letter 'P' in "Potter" has a lightning bolt shape integrated into its vertical stem. The text is surrounded by numerous small, orange-red starburst symbols of varying sizes, scattered across the page.

Harry Potter

HOW TO HOST A SPELLBINDING HARRY POTTER EVENT

Plan

Who are you going to invite? How many people can fit in your space? Who will be helping you? Be sure to answer these questions to make sure your event goes smoothly.

Promote

Publicize your event in your newsletter, on your website, and through email lists and social media. Let your local community (press and radio/TV stations) know about your Harry Potter event and invite them to attend. Advertise your event by posting a sign in the window or on the bulletin board.

Dress Up

Set a magical mood by having staff dress up as Hogwarts teachers. Encourage children and their families to come in costume, too.

Decorate

You might not have moving staircases or portraits that talk, but there are still plenty of ways to capture the magic of Hogwarts. Here are a few ideas:

Place a Platform 9 $\frac{3}{4}$ sign near the door or entryway to your event space.

Hang up banners with the house names: Hufflepuff (yellow and black), Ravenclaw (blue and bronze), Slytherin (emerald green and silver), and Gryffindor (scarlet and gold).

Create arrow-shaped directional signs to wizarding locales like Hogsmeade, Diagon Alley, Hagrid's Hut, the Forbidden Forest, the Quidditch Pitch, Hogwarts Library, and the Whomping Willow and hang them around your event space.

Hang up stars to create the night ceiling of the Great Hall—or make floating candles out of paper-towel rolls painted white and flameless tea lights and suspend them from the ceiling.

Prepare

Photocopy the activities in this kit and stock up on pens, colored pencils, and any additional craft materials you will need. Be sure to have seating and tables available for your guests to complete activities.



Wizarding Games & Activities

SORTING CEREMONY

We suggest you begin your Harry Potter event with the Sorting Ceremony to sort your guests into the four Hogwarts houses.

If you have a group of more than thirty guests, consider how to adapt this activity to suit your number of would-be wizards and witches. You may want to assign houses to classes or year groups prior to the event, or you could have more than one Sorting Hat to speed up the process.

YOU WILL NEED:

- The Sorting Hat (Any magical-looking hat will do)
- A container with house names on pieces of paper
- A chair

WHAT TO DO:

Prepare by placing pieces of paper with GRYFFINDOR, HUFFLEPUFF, RAVENCLAW, and SLYTHERIN into a box or container. You'll need one piece of paper for each child attending.

You can read the Sorting Hat song to get people in the mood (*Harry Potter and the Sorcerer's Stone*, Chapter 7, pages 125–126), or you could print out a large copy of the words and have everyone sing it together.

One by one, get your guests to sit on the chair, place the Sorting Hat on their head, and then select a piece of paper with their house name from the container.



Wizarding Games & Activities

IF I WERE A HOGWARTS STUDENT ...

Fill in the card below to create your own Hogwarts student profile. What is your favorite subject? Who is your favorite professor? If you could join a school club, what would it be? You could be a member of the Gobstones Club, S.P.E.W., or the Dueling Club, or you could be a Quidditch player. If there isn't a club for your favorite thing, why not start one? You might like to create a Wizard Chess Club or a Potions Club!

Don't forget to draw a picture of yourself wearing your robes and pointed hat!

When you're finished, cut out the card, fold it down the middle, and stick it back to back.

✂


<p>First name</p> <p>.....</p> <p>Last name</p> <p>.....</p> <p>Age</p> <p>.....</p> <p>Wand (draw or describe)</p> <p>.....</p> <p>Hogwarts house</p> <p>.....</p> <p>The pet I brought to Hogwarts is</p> <p>.....</p> <p>My favorite subject is</p> <p>.....</p> <p>My favorite professor is</p> <p>.....</p> <p>I am a member of these clubs</p> <p>.....</p>	<p>A PICTURE OF ME IN MY HOGWARTS ROBES AND HAT</p> 
--	--



REPRODUCIBLE



scholastic.com/harrypotterbooks



Wizarding Games & Activities

HOGWARTS WORD SEARCH

Hunt out these Hogwarts-themed words in the grid below. Words can read up, down, across, diagonally, and backward.

CHARMS
 DUMBLEDORE
 FANG
 FAWKES
 GRYFFINDOR
 HAGRID
 HARRY
 HERMIONE
 HUFFLEPUFF
 LUPIN
 MCGONAGALL
 POTIONS
 QUIDDITCH
 RAVENCLAW
 RON
 SLYTHERIN
 SNAPE

D	H	R	O	N	S	F	P	W	A	B
Q	U	S	C	I	L	A	O	A	D	L
U	F	M	E	P	Y	W	T	L	H	L
I	F	R	B	U	T	K	I	C	E	A
D	L	A	H	L	H	E	O	N	R	G
D	E	H	A	A	E	S	N	E	M	A
I	P	C	G	F	R	D	S	V	I	N
T	U	F	R	A	I	R	O	A	O	O
C	F	G	I	N	N	H	Y	R	N	G
H	F	A	D	G	S	N	A	P	E	C
G	R	Y	F	F	I	N	D	O	R	M



REPRODUCIBLE



scholastic.com/harrypotterbooks




Wizards Games & Activities

MARAUDER'S MAZE FOR MAGICAL MISCHIEF-MAKERS

In *Harry Potter and the Prisoner of Azkaban*, Harry receives a magical Marauder's Map that allows him to see where everyone at Hogwarts is at all times. Now you can try your hand at the Marauder's Maze. Can you complete this maze and help Harry sneak back to his room—without getting caught by Professor Snape, Filch, Mrs. Norris, or Peeves?

START

"I solemnly swear that I am up to no good."



END

"Mischief Managed!"



REPRODUCIBLE

 SCHOLASTIC

scholastic.com/harrypotterbooks

 WIZARDING
WORLD™

WIZARDING Games & Activities

MAGICAL MOTTO WORD GAME

Did you know that the Hogwarts motto is Draco Dormiens Nunquam Titillandus? (It means “Never tickle a sleeping dragon.”) Now see how many words of three or more letters you can make from the letters in the motto. We’ve started you off with a couple of examples.

DRACO DORMIENS NUNQUAM TITILLANDUS

DOOR

LAND

<hr/>	<hr/>
<hr/>	<hr/>
<hr/>	<hr/>
<hr/>	<hr/>
<hr/>	<hr/>
<hr/>	<hr/>
<hr/>	<hr/>
<hr/>	<hr/>
<hr/>	<hr/>



REPRODUCIBLE



scholastic.com/harrypotterbooks



Wizarding Games & Activities

DUELING CLUB HOST INSTRUCTIONS

From Accio to Lumos, how well do your guests know their wizarding spells? Test their knowledge with this magical dueling game!

WHAT TO DO:

Pass out the Dueling Club Spell List to each participant and give them time to review. Divide your guests into two teams and provide a bell or some sort of “buzzer” for each team. Read the following rules out loud:

1. One person from each team should come up and stand in front of their team bell/buzzer.
2. After the host presents a scenario, the player should ring the bell/buzzer when they know which spell would be best to use.
3. The player who guesses the correct answer first wins a point for their team.
4. Keep rotating players until all the scenarios have been read. The team with the most points is the winner!

SCENARIOS:

A Dementor is coming toward Harry and he's got to act fast! (Expecto patronum)

Someone just put a curse on Neville, and Harry wants to see if it was Draco. (Prior Incantato)

Harry, Ron, and Hermione are hatching a plan in the Forbidden Forest, but they need to make sure no one is hiding nearby and listening. (Homenum Revelio)

Hermione forgot her book in the Gryffindor dorm room and she needs it right away. (Accio)

Harry and Ron are headed to Honeydukes through the secret tunnel, but it's too dark to see anything. (Lumos)

A Muggle saw Hermione practicing magic. (Obliviate)

Draco took Hermione's homework assignment and won't hand it back. (Expelliarmus)

Ron got hit with a Bludger and now his nose is bleeding. (Episkey)

Harry and Hermione want to stop Draco from following them into the Shrieking Shack. (Petrificus Totalus)

Ginny needs to get into Ron's room but the door won't open. (Alohomora)

On the Hogwarts grounds, Hermione wants to get Harry's attention, but he's too far away to hear her. (Sonus)

Harry's latest attempt at potion-making exploded and made a mess all over the classroom. (Scourgify)



REPRODUCIBLE



scholastic.com/harrypotterbooks



WIZARDING Games & Activities
DUELING CLUB SPELL LIST

Like any good wizard, you need to know your spells!
Review the spells below—then get ready to duel.

Accio

Alohomora

Episkey

Expecto patronum

Expelliarmus

Homenum Revelio

Lumos

Obliviate

Petrificus Totalus

Prior Incantato

Scourgify

Sonorus



REPRODUCIBLE



scholastic.com/harrypotterbooks



Wizards Games & Activities

WEASLEYS' OR ZONKO'S

See if you know where these fun wizarding jokes, tricks, and pranks come from—
Zonko's Joke Shop in Hogsmeade or Fred and George's new store in Diagon Alley,
Weasleys' Wizarding Wheezes.

Circle the correct answer next to each item below.


- | | | |
|------------------------|-----------|---------|
| 1. Dungbombs | Weasleys' | Zonko's |
| 2. Nosebleed Nougat | Weasleys' | Zonko's |
| 3. Edible Dark Marks | Weasleys' | Zonko's |
| 4. Frog Spawn Soap | Weasleys' | Zonko's |
| 5. Decoy Detonators | Weasleys' | Zonko's |
| 6. Stink Pellets | Weasleys' | Zonko's |
| 7. Nose-Biting Teacups | Weasleys' | Zonko's |
| 8. Skiving Snackboxes | Weasleys' | Zonko's |
| 9. Hiccup Sweets | Weasleys' | Zonko's |
| 10. U-No-Poo | Weasleys' | Zonko's |



REPRODUCIBLE

SCHOLASTIC

scholastic.com/harrypotterbooks



WIZARDING Games & Activities

WHO HAVE I TRANSFORMED INTO?

HOST INSTRUCTIONS: Cut out the nametags below. (Note: Use only as many nametags as you have attendees. If you have more than twenty-four attendees, reuse some of the names or fill in the blank nametags provided below with additional character names.)

Harry Potter	Ron Weasley	Hermione Granger
Aunt Petunia	Uncle Vernon	Dudley Dursley
Rubeus Hagrid	Professor McGonagall	Professor Dumbledore
Professor Snape	Draco Malfoy	Percy Weasley
Voldemort	Mr. Ollivander	Neville Longbottom
Ginny Weasley	Hedwig	Mad-Eye Moody
Tonks	Remus Lupin	Mundungus Fletcher
Fleur Delacour	Dobby	Luna Lovegood



REPRODUCIBLE



scholastic.com/harrypotterbooks



Wizarding Games & Activities

WHO HAVE I TRANSFORMED INTO?

HOST INSTRUCTIONS: After using tape to attach a nametag to each participant's forehead, read the following:

In *Harry Potter and the Deathly Hallows*, six of Harry Potter's fellow wizards drink Polyjuice Potion and temporarily transform themselves into Harry Potter decoys in order to protect him from Voldemort and the Death Eaters. For this activity, pretend that you've taken a sip of Polyjuice Potion and transformed into a character from the world of Harry Potter. Now it's up to you to figure out who you are!

RULES:

1. When I say "go," you will begin to move around the room asking each person you encounter a yes-or-no question (for example, "Am I a professor?" or "Do I wear glasses?") to help you guess the name on your nametag.
2. When players meet, each person should ask only one question and answer only one question before moving on to question another player. If you run out of people to ask before figuring out your name, you may start again.
3. When you think you know the answer, find a staff member and make your guess.

Character Name List

Harry Potter	Professor Dumbledore	Hedwig
Ron Weasley	Professor Snape	Mad-Eye Moody
Hermione Granger	Draco Malfoy	Tonks
Aunt Petunia	Percy Weasley	Remus Lupin
Uncle Vernon	Voldemort	Mundungus Fletcher
Dudley Dursley	Mr. Ollivander	Fleur Delacour
Rubeus Hagrid	Neville Longbottom	Dobby
Professor McGonagall	Ginny Weasley	Luna Lovegood



REPRODUCIBLE



scholastic.com/harrypotterbooks



Wizarding Games & Activities

CALLING ALL WITCHES! WHO SAID IT?

How well do you know the female mentors, founders, rule breakers, and villains of the Wizarding World? Can you work out which quote belongs to which heroine? This activity can be done individually or in groups of three or four.

QUOTES

1. "I've arrested half the people in here."
2. "Everyone loves a rebel."
3. "Oh, he knows how to play, itty-bitty baby Potter."
4. "Now I want a nice clean game . . . from all of you!"
5. "The truth lies buried, like a sentence deep within a book, waiting to be read. But first, you must broaden your minds."
6. "Hogwarts is threatened! Man the boundaries!"
7. "If you die down there, you're welcome to share my toilet."
8. "It's sort of exciting, isn't it? Breaking the rules."
9. "Leave him alone!"
10. "The things we lose have a way of coming back to us in the end. If not always in the way we expect."

HEROINES TO CHOOSE FROM

Ginny Weasley
Luna Lovegood
Professor Sybill
Trelawney
Bellatrix Lestrange
Myrtle Warren
Tina Goldstein
Madam Hooch
Professor Minerva
McGonagall
Rita Skeeter
Hermione Granger



REPRODUCIBLE

SCHOLASTIC

scholastic.com/harrypotterbooks



ANSWER KEY

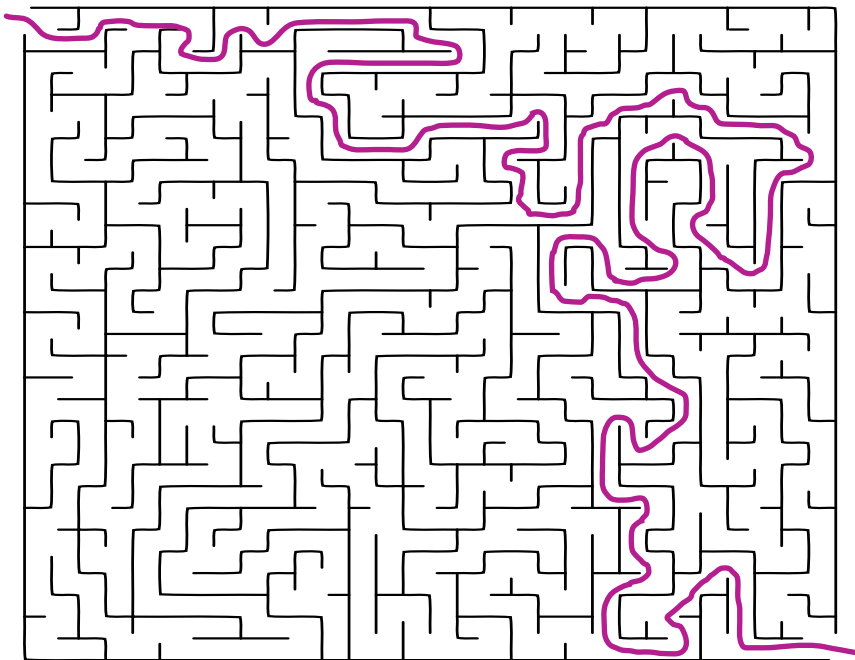
Weasleys' or Zonko's

1. Dungbombs—Zonko's
2. Nosebleed Nougat—Weasleys'
3. Edible Dark Marks—Weasleys'
4. Frog Spawn Soap—Zonko's
5. Decoy Detonators—Weasleys'
6. Stink Pellets—Zonko's
7. Nose-Biting Teacups—Zonko's
8. Skiving Snackboxes—Weasleys'
9. Hiccup Sweets—Zonko's
10. U-No-Poo—Weasleys'

Hogwarts Word Search

D	H	R	O	N	S	F	P	W	A	B
Q	U	S	C	I	L	A	O	A	D	L
U	F	M	E	P	Y	W	T	L	H	L
I	F	R	B	U	T	K	I	C	E	A
D	L	A	H	L	H	E	O	N	R	G
D	E	H	A	A	E	S	N	E	M	A
I	P	C	G	F	R	D	S	V	I	N
T	U	F	R	A	I	R	O	A	O	O
C	F	G	I	N	N	H	Y	R	N	G
H	F	A	D	G	S	N	A	P	E	C
G	R	Y	F	F	I	N	D	O	R	M

Marauder's Maze














Calling All Witches! Who Said It?

1. Tina Goldstein
2. Rita Skeeter
3. Bellatrix Lestrange
4. Madam Hooch
5. Professor Sybill Trelawney
6. Professor Minerva McGonagall
7. Myrtle Warren
8. Hermione Granger
9. Ginny Weasley
10. Luna Lovegood

Harry Potter

Reading Is Magic!

October 8, 2019



HARRY POTTER & all related characters and elements are TM of and © WBEI. Harry Potter Publishing Rights © J.K. Rowling. Illustrations by Jim Kay © 2019 by Bloomsbury Publishing Plc. SCHOLASTIC and associated logos are trademarks and/or registered trademarks of Scholastic Inc.



scholastic.com/harrypotterbooks

POPXXXXX